

	T-1
	P-1
1	S-1
2	M-1
3 EEG9330	I-1

	T-1
1.1	T-1
1.2	T-1
	T-4
	T-4
3.1	T-5
3.2	T-6
3.3	T-8
3.4	T-8
3.5	T-9
	T-9
4.1	T-9
4.2	T-9
4.3	T-10
4.4	T-10
4.5	T-10
	T-10
5.1	T-10
5.2	T-11
5.2.1	T-11
5.2.2	T-12
5.2.3	T-14
5.2.4	T-14
5.3	T-14
5.3.1	T-15
5.3.2	T-15
5.4	T-16
5.5	T-17

5.6	T-17
5.7	T-18
	T-18
6.1	T-18
6.2	T-19
6.3	T-19
6.4	T-20
6.4.1	T-20
6.4.2	T-20
6.4.3	T-20
6.5	T-21
6.5.1	T-21
6.5.2	T-21
6.5.3	T-22
6.6	T-23
6.7	T-23
6.8	T-24
6.9	T-24
6.10	T-25
	T-25
	T-26
	T-26

1.1

:

“

” “ ”

“ _ _ ”

1.2

“


”

“

”



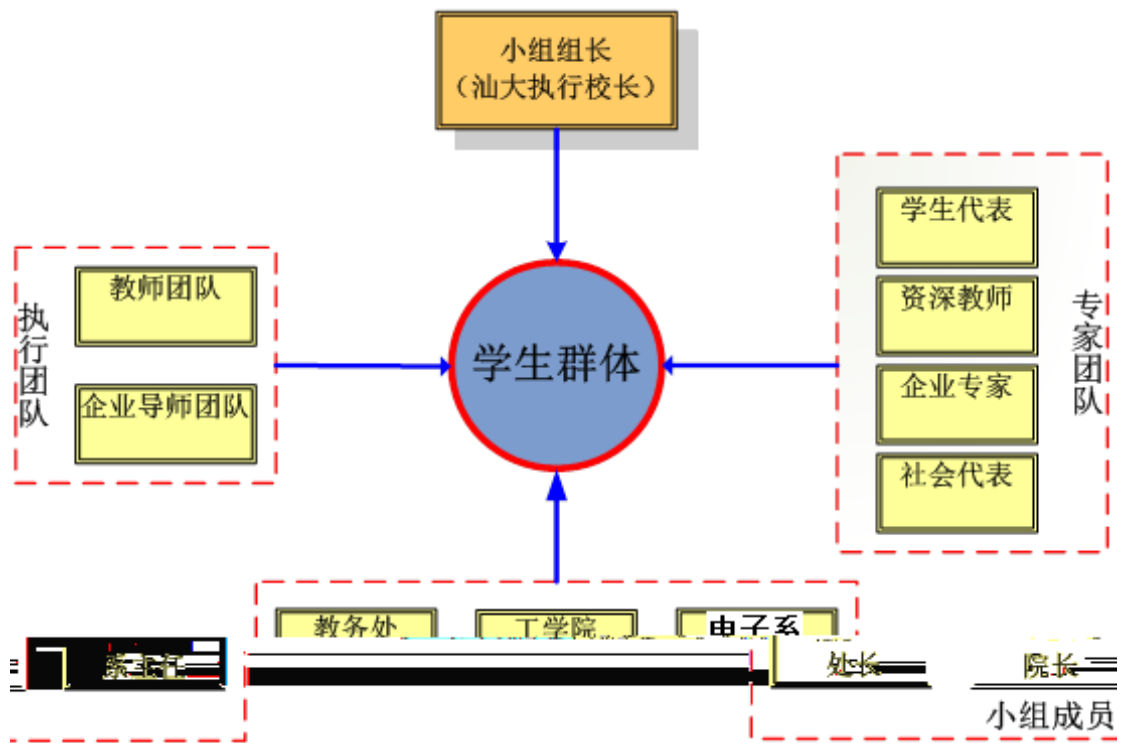
“ ”



“ ”

2

5 (5)



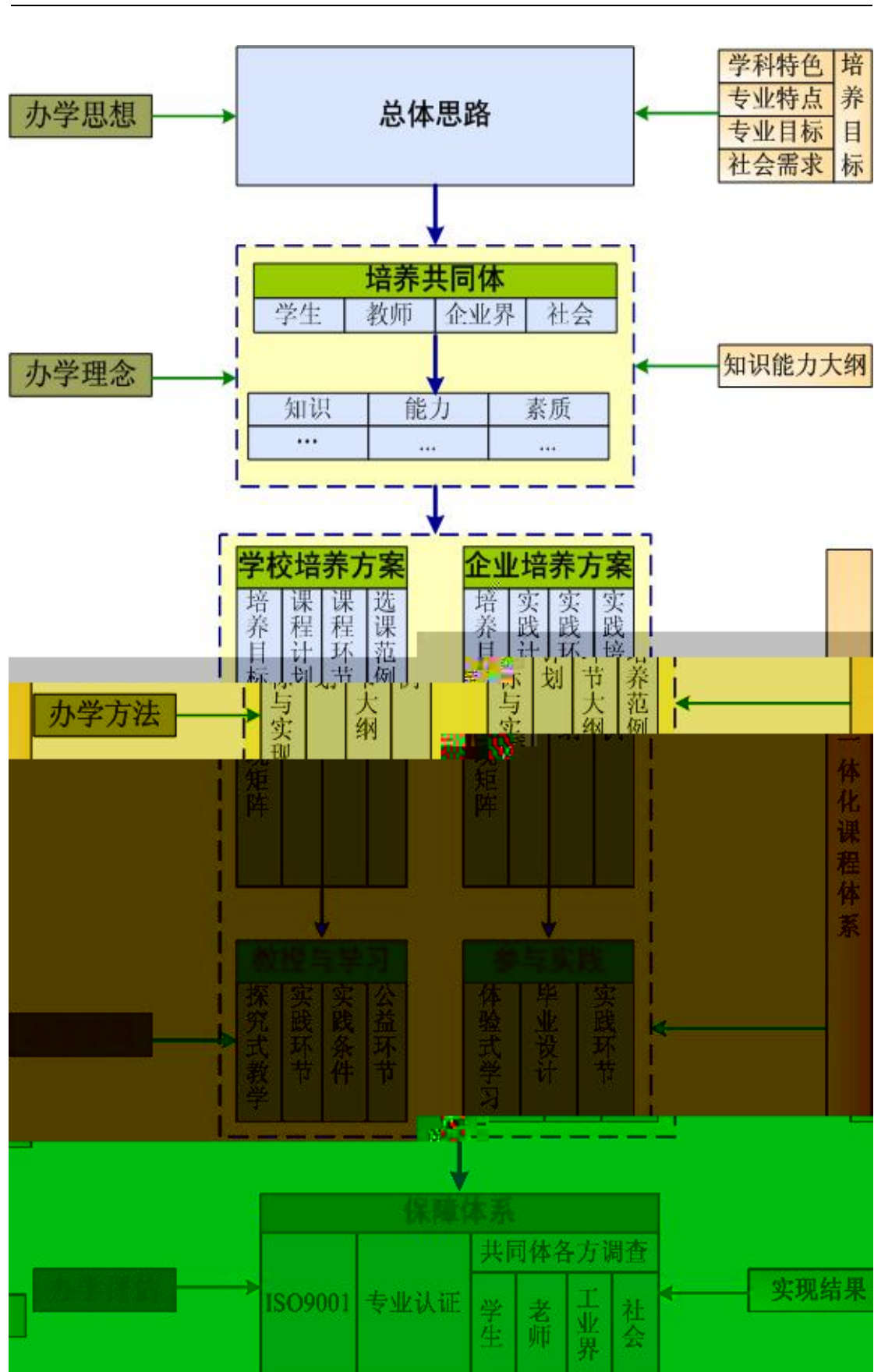
2

”

- 1) ;
- 2)
- 3) ;
- 4)
- 5)

3.1

- 1)
- 2)
- 3)
- 4)
- 5)
- 6)



3.2

“

”

“ ”

- ①
- ②
- ③
- ④



3.3

()
()
()
()
(/)

3.4

()

3.5

ISO :

4.1

4.2

“ ” “3+1” 3

4.3

2011-2013

15% 5

2014

30% () 15

30% () 15

4.4

(GPA

×70%+ ×30%)

4.5

5.1

-
-
-

-
- -

5.2

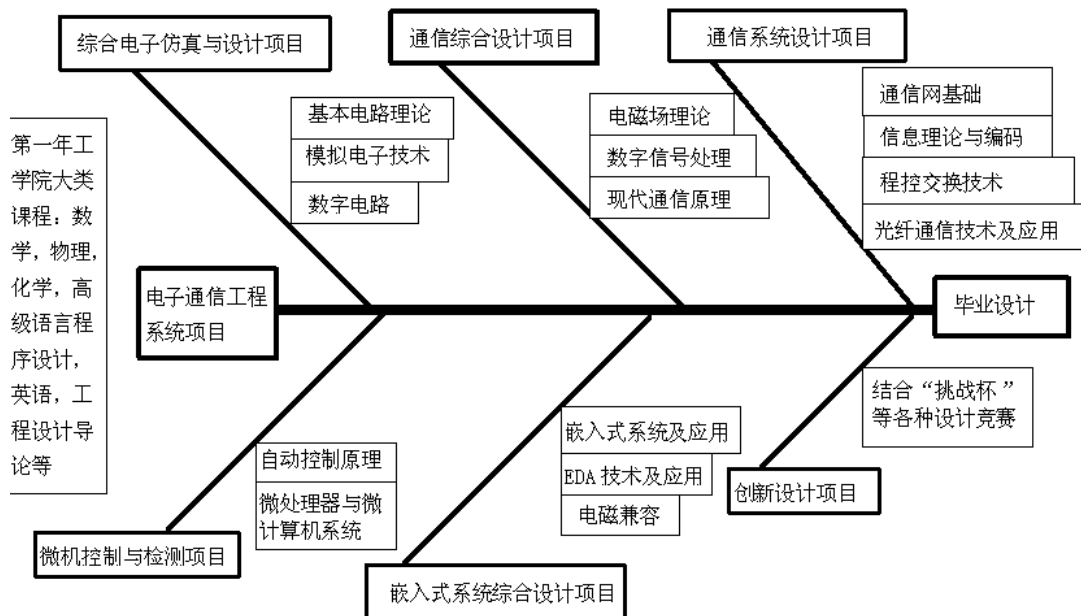
5.2.1

()


() 1

5.2.2

4



4




()

“ ”

5.2.3

5.2.4



/

	(DNV)	ISO9001		IEC
	1993			
	SIUI		20	60
1978	90	SIUI		
		“ B ”		“ B ”
		SIUI		
				SIUI

5.3.2

5.4

5.5

”

“

20%

60%

2011

2

2012-2013

2

1

30

3 5 2 (

)

1 3 6

5.6

5.7

53

ELC4

28

67

4

10

162

“

”

3+1

“

”

(6.2 “ ”

()

()

()

6.1

6.2

(4.1 4.2)

(2.1 2.2 2.3)

(2.4 2.5 3.1 3.2)

(4.3 4.4

4.5 4.6)

6.3

6.4

6.4.1

6.4.2

6.4.3

()

()

()

6.8

()

6.5

6.5.1

6.5.2

-
-
-
-
- /

()

“

”

6.5.3

1

1

1

		6		
		6		
		24		

■

1

■

■

■

■

()

()

6.6

2

1		X		5
2				5
3				5
4				5
5				5

6.7

2

6.8

-
-
-
-
-
-

6.9

■					1
	2011	2	2011	4	
■					1
	2011	1	2010	2	

6.10

-
-
-
-

“3 1”

5 400
300
2000-5000 /

“ ”

■

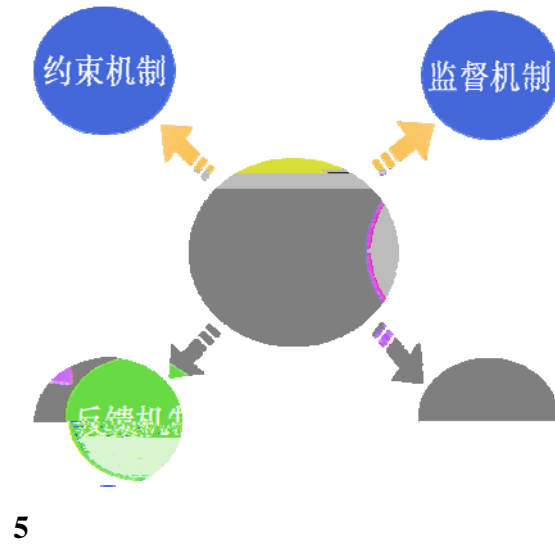
■

ISO

PDCA(

- - -)

5



ISO

ISO

-
- ISO
 -
 -

1	S-1
2	M-1
3 EEG9330	I-1

1

1

(1).

(2).

(3).

(4).

2

(1) 21

“ ”

(2)

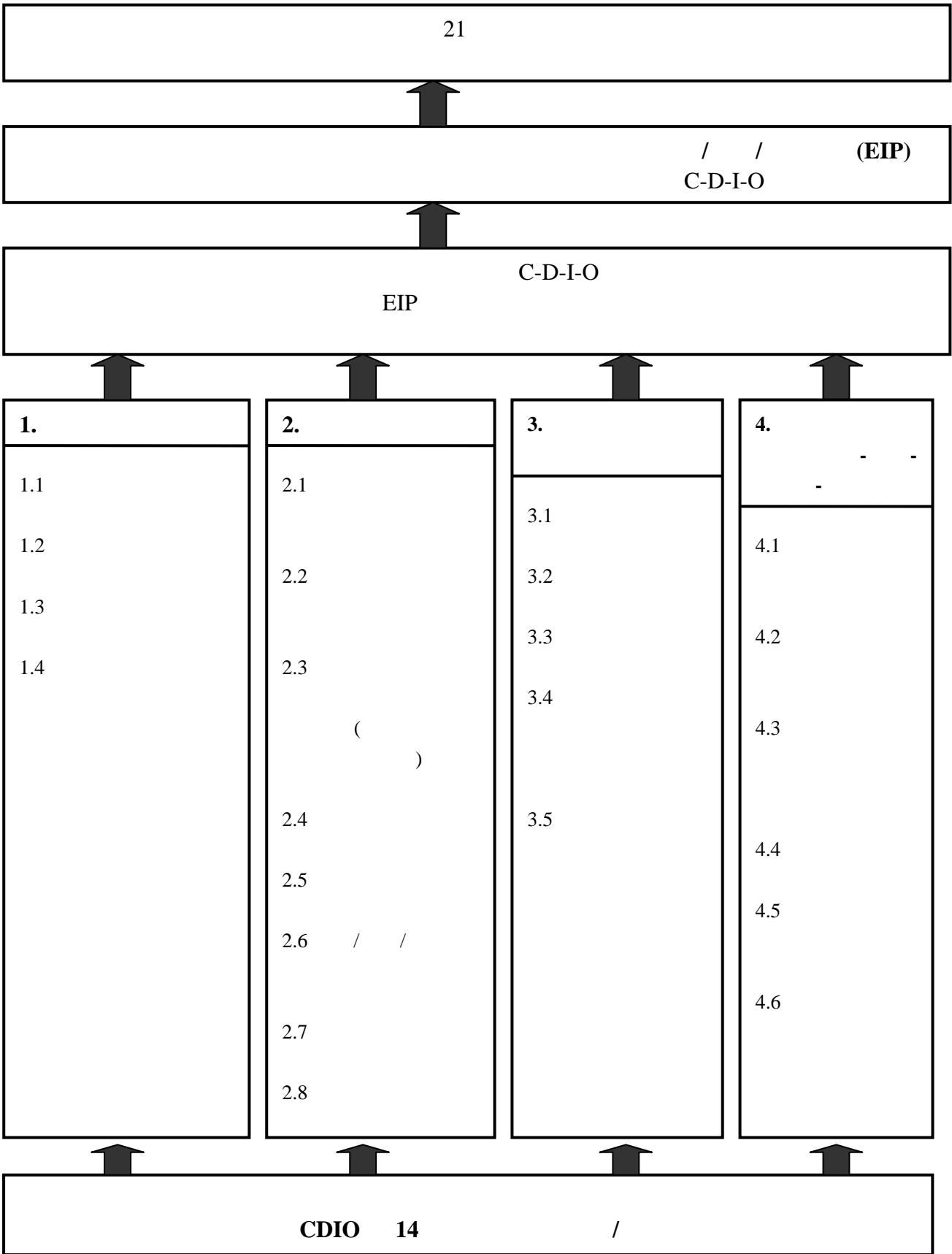
/ / (EIP) C-D-I-O

(3)

C-D-I-O

EIP

(4)



1.

1.1

1.2

1.3

2.

2.1

2.2

2.3

2.4

2.5

3.

3.1

3.2

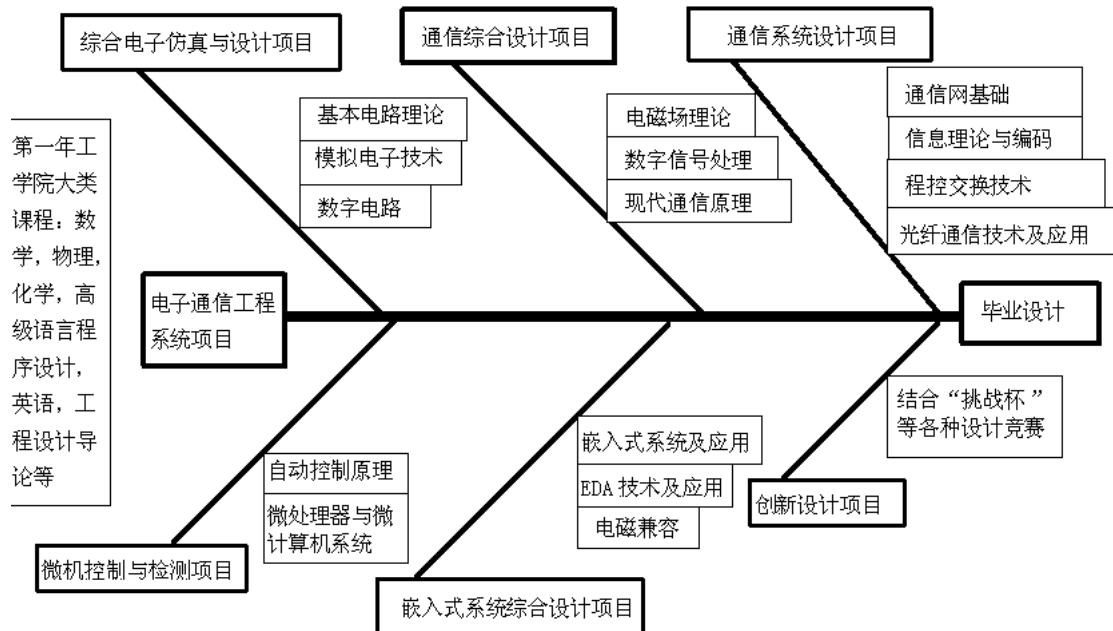
3.3

4.

4.4

4.5

4.6



通信工程专业核心课程培养结构示意图

1)	53		ELC4
2)	28		
3)	67	4	10
4)	162		

注：(1) 带五角星（☆）的课程为综合本专业核心专业领域的 1 级综合项目，1 级项目为本专业的核心骨架，必须按照给定的时间选修；

通信工程卓越工程师培养计划的知识-能力-素质培养矩阵

课程名称	学分	必修	1.1 将数	1.2 应用电	1.3 具有英文	1.4 具有管理	1.5 具有物理	1.6 具有化学	1.7 具有生物	2.1 具有	2.2 具有	2.3 具有	2.4 具有	2.5 具有	3.1 具有	3.2 具有	3.3 具有	4.1 具有	4.2 具有	4.3 具有	4.4 具有	4.5 具有	
																							1.8
通信工程一级 Cornerstone项目 I	1	必修																					
EEG9110 模拟电子技术	4.5	必修	2									2											2
EEG9210 数字电路	4.5	必修	2	1	3	2	2	2	2	1							1						2
EEG9320 电磁场理论	2	必修	2	3	3	3	2	3	1	1	1	1	1	1	1	1	1	1	1	1	3	2	3
EEG9017 网络工程	2	选修	2	1	3	2	3	3	1	2												3	2
秋季学期学分小计	21																						
通选课程																							
EEG9240 高频电子线路	4	必修	2		3	2	2	1							1		1						2
EEG9250 电子测量与仪器	3	必修	2						2	1		2	2	2	1	1	1	1	1	1	2		2
人文、艺术、社科类自 选	2			3																			
秋季学期学分小计	23			3																			
EEG9314 嵌入式系统及 应用	2.5	必修	2	2	2			2							1	1	1				2		
秋季学期学分小计	25.5			5	2			2															
秋季学期总学分小计	46.5																						

(Bloom's Taxonomy)

2 1() 2 3 4 5 6()

2

6	Evaluation		Appraise() Interpret() Criticize() Justify()	()
5	Synthesis		Design() Create() Organize() Reconstruct()	()
4	Analysis		Analyze() Break down() Identify() Present() Formulate() Subdivide()	()
3	Application		Apply() Conduct() Solve() Use()	
2	Comprehension	“ ”	Explain() Distinguish() Paraphrase() Summarize() Generalize()	
1	Knowledge	,	Define() Label() List() Recite() Select()	

通信工程专业卓越工程师培养计划的知识-能力-素质培养矩阵

	1								1	3	2	1				1				
	4											1	3							
	6	4						1	2	4	2	2		3	2	1				
	2	1	1	1	1	2	2	1	1	1	1	2	2	1	1	1	1	1	2	1
	6	2	4	3	3	3	3	2	1	1	1	2	2	1	1	2	2	3	1	
	2	2	3	3	3	3	3	1	1	1	1	1	1	1	1	1	2	2	1	1
	1	1	2	1	1	1	1	1	2	1	1	1	1	1	1	1	1	1	1	1
	2	3	1	1	1	1	2	2	3	2	2	3	2	3	2	2	1	1	1	1
	1								1	3	2	1				1				
	4											1	3							
	6	2	4	3	3	3	3	2	1	1	1	2	2	1	1	2	2	3	1	
	4	1	3	2	1	1	1					1		1	1	1	1	1	1	1
	2	1	1	1	1	1	3					1		1	1	1	1	1	1	1
	2	1		1	1	1	1	1				1	1					3		
	5	1	2	2	1		2	1	2	2	1	2	2	2	1	2		2	1	1
	1	3	1	1	1	2	2	2	2	2	2	2	2	2	2	2	1	1	2	4
	1	2		1					2	2	2	2	2							
	2																			
	1								1	3	2	1				1				
	4											1	3							
	2	1																		
	1	2							2	2	2									
	4.5	2		3	2	2	1					1	1			1		1	2	
	4.5	2	1	3	2	2	3	1	2	2	2	2	2	2	1	2	2	3	2	
	2	2	3	3	3	2	3	1	1	1	1	2	2	1	1	3	2	3	3	3
	2	2	1	3	2	3	3	1	2	2	2	2	2	2	1	2	3	3	2	
	1								1	3	2	1				1				
	4											1	3							
	3	1																		
	1	2		1					2	2	2	2	2							
	3	3	2	1	1	1					2	1	1		1				1	
	4	2	1	3	2	2	3	1	2	2	2	2	2	2	1	2	2	3	2	
	4	2		3	2	2	1					1	1		1		1	1	2	
	3	2					2	1	2	2	2	1	1	1	1	2		2		
	2	3																		
	1	3	1	3	2	2	3	1	2	2	2	2	2	2	1	2	2	3	2	
	2		2	2	1		2	1	2	2	2	2	2	2	1	2		2	1	
	2	3																		
	1	3																		
	3	3	1	3	2	3	2	1	1	1	1	1	1	1	1	3	1	2	2	
	2	2					2	1	1	1	2	2	2	1	1	3		2	2	

2	2	1	2	2	2	3	1	2	2	2	2	2	2	1	3	1	3	2
2	2	2	3	1	2	1	1	/	/	1	1	1	1	1	1	1	1	1
2	2	3	3	2	3	3	2	1	1	1	3	3	2	2	3	2	3	2
3.5	3	3	3	2	2	1	1							1	2		1	2
2	3	3	3		3	3	2				1	1	1	2		3	3	
2	2	2	2		2						1	1	1		2	2		
2	2	2	3		3	4	4	4	4	4	4	4	4	4	3	1		4
4	3																	

2.5	2	2	2		2						1	1	1		2	2		
2	2	1				2	1	3	3	2	2	2	1	1	2			2
2	2	3	3		3	3	3	3	3	3	3	3	3	3	3	3		3
2	2	2	1							1					2			
2	3	3	2	3	3	1	1	1	1	1	1	1	1	1	1	2	1	3
2	2	2	3	2	2	1	1							1	2	1	1	2
2	2	2	3	2	2	1	1							1	2	1	1	2
2	2	2	3	1	2	1	1			1	1	1	1	1	1	1	1	1
4	3																	

2	4	3	3		4	4	4	4	4	3	4	4	3	4	4	4	4	4
2	4	2	2		2	1	1	1	1	2	2	2	1	1	2	2	1	
2	4	3	3	3	2	2	1			2				1	3		2	3
2	4																	
1	4		1	1	1	1	2	2	2		1	1	1	2	1	1	1	1
2	3																	

2	2	2	2	1		2	1	2	2	2	2	2	2	1	2		2	1
2	2					2	1				1	1	1	1	2		2	
4	3																	
10	4																	
4	3																	

1 2 1 7 1 5 1 10 1 22 1 6 1 6 1 8 1 13 1 13 1 14 1 22 1 7 1 10

2 26 2 12 2 8 2 9 2 3 2 14 2 14 2 17 2 15 2 15 2 14 2 22 2 7 2 10

EEG9330

3

20111212-EEG9330

()

2011-06-09

()

2011 6

	3		
			
	4		
	4		
	3		
	3		
	3		
	3		
	3		
	3		
	4		
	5		
	6		
	7		
	11		
	12		
	13		
	13		
	14		
1.	15		
2.	17		
3.	20		
4.	20		
5.	20		
6.	20		
7.	20		
8.	20		
	—	24	
	—	28	
	— FIR	29	
	— FIR	—	36
	— FIR	—	26
	— XX XX IIR	26	
	— XX XX IIR	—	26
	— XX XX IIR	—	26

(Digital Signal Processing)

DSP

- 1.
- 2.
3. FIR
4. IIR
5. DSP

_____	:	40
	()	8
<hr/>		48
_____	:	

1.

2.

3.

DSP

:

	10%
	60%
	30%
	100%

S. J. Orfanidis. Introduction to Signal Processing.

Prentice-Hall

1. A.V. Oppenheim

2

2.

3. MATLAB



The application of circuit analysis and design, computer programming, associated software, analog and digital electronics, and microcomputers to the building, testing, operation, and maintenance of electrical/electronic(s) systems.	3	FIR IIR
The applications of physics or chemistry to electrical/electronic(s) circuits in a rigorous mathematical environment at or above the level of algebra and trigonometry.	1	
The ability to analyse, design and implement control systems, instrumentation systems, communications systems, computer systems, or power systems.	3	FIR IIR
The ability to apply project management techniques to electrical/electronic(s) systems.	1	
The ability to utilize statistics/probability, transform methods, discrete mathematics, or applied differential equations in support of electrical/electronic(s) systems.	3	FIR IIR

The application of electric circuits, computer programming, associated software, analog and digital electronics, voice and data communications, and the principles of telecommunications systems in the solution of telecommunications problems.	3	FIR IIR
The applications of physics to telecommunications systems in a rigorous mathematical environment at or above the level of algebra and trigonometry.	1	
The ability to analyze, design, and implement telecommunications systems.	3	FIR IIR
The ability to analyze and implement switching technologies, wide area networking technologies, and policy.	1	
The ability to manage, design, and plan wide area networks.	1	
The ability to utilize statistics/probability, transform methods, or applied differential equations in support of telecommunication systems and wide area networks.	3	FIR IIR

6	Evaluation		Appraise() Interpret() Criticize() Justify() Support()	()
5	Synthesis		Design() Develop() Create() Compose() Organize() Reconstruct()	()
4	Analysis		Analyze() Break down() Identify() Present() Formulate()	

1	1.1		3	IIR FIR
			3	FIR
			2	
	1.2		3	
		DTFT DFT FFT	4	FIR
		FIR	4	FIR
		IIR	4	IIR
	1.3		2	
		FIR	2	FIR
			2	DSP
			2	DSP
			1	DSP

2	2.1	2.1.1	3	
		2.1.2	3	
		2.1.3	3	
		2.1.5	3	
	2.2	2.2.2	2	
		2.2.4	3	
	2.3	2.3.1	2	
		2.3.3	3	
		2.3.4	3	
	2.4	2.4.2	2	
		2.4.4	3	
		2.4.6	2	
		2.4.7	2	
	2.5	2.5.1	3	
		2.5.3	1	
	3	3.1	3.1.1	2
3.1.2			2	
3.1.5			2	
3.2		3.2.3	3	
		3.2.4	2	
		3.2.5	3	
		3.2.6	2	
3.3		3.3.1	2	

4 (CDIO)	4.1				
	4.2				
	4.3	4.3.1		2	
		4.3.2		2	
		4.3.3		2	
	4.4	4.4.1		3	
		4.4.3		3	
		4.4.4		3	
	4.5	4.5.1		3	
		4.5.3		3	
		4.5.5		3	
	4.6	4.6.1		3	
		4.6.4		3	


*

6

CDIO

1,2,3,4,5,6

	The course syllabus Why DSP is so important ? How to teach and learn?	1
	ADC DAC	3
		2
	pdf	
	SNR	



	FIR	
DSP	DTMF	4
		40

1		0
2		0
3		8
		8

1			4
2	FIR		4
3	XX XX IIR		4
			8

1.

3-5 ^F3-5FT5 1 Tf 8.7525 02.4987Tc ()Tj /T<017c 1 Tf 0.2494 0. [<0485
-155 1 Tf 8.7525 02.6247.0026 Tc [<048e03d4>1724a733f>]TJ02c809e02f>]TJ414414

2.2 CDIO

1	1.1		3	
			3	
	1.2		3	
		DTFT DFT FFT	4	DFT FFT
	1.3		2	
2	2.1	2.1.1	3	
		2.1.3	3	
		2.1.5	3	
	2.2	2.2.2	2	
		2.2.4	3	DFT/FFT
	2.3	2.3.1	2	
		2.3.3	3	
		2.3.4	3	
	2.4	2.4.2	2	
		2.4.4	3	DFT/FFT
		2.4.6	2	
		2.4.7	2	
	2.5	2.5.1	3	

	3.1.1	2	3-5
	3.1.2		

■

4.

■

5.

■

6.

■

■

■

■

■

7.

• •

• •

• •

• • • •

• • • •

■

• •

■

•

■

■

•

■

•

•

■

•

■

•

■

•

■

■ Matlab

8.

...



...

...



...



...



.

...

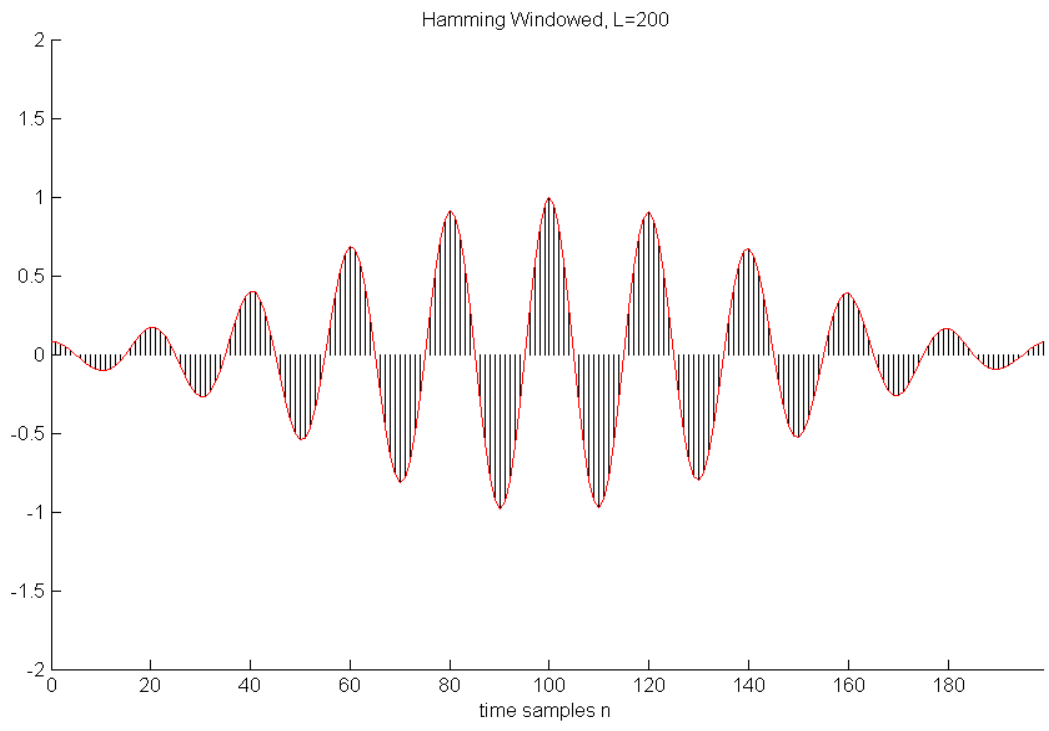
...

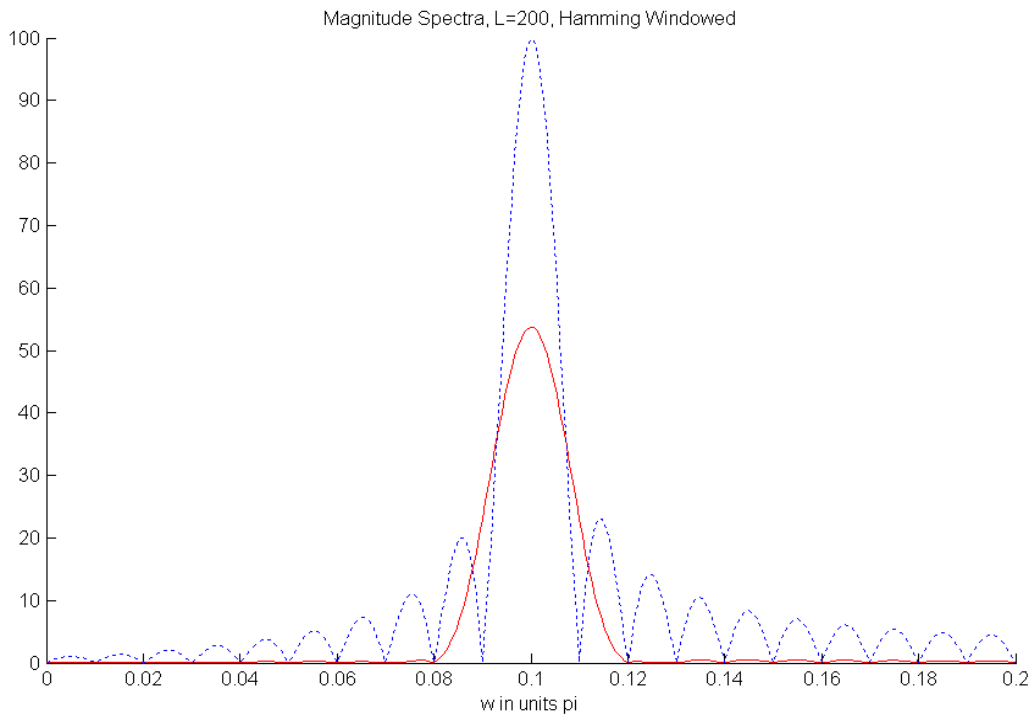
...

9.

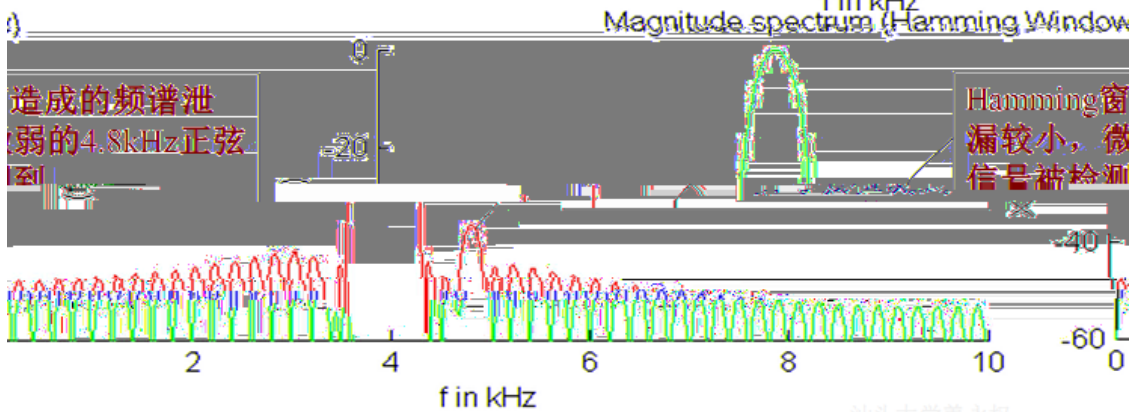
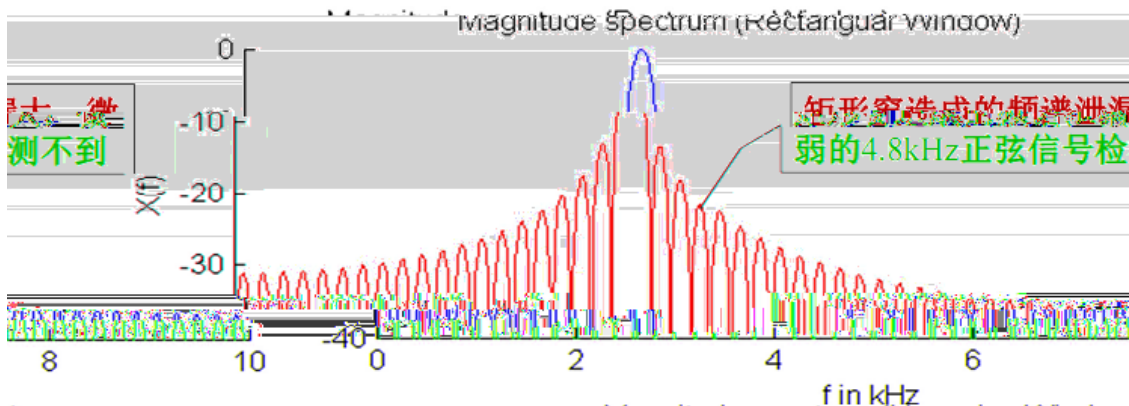
10.

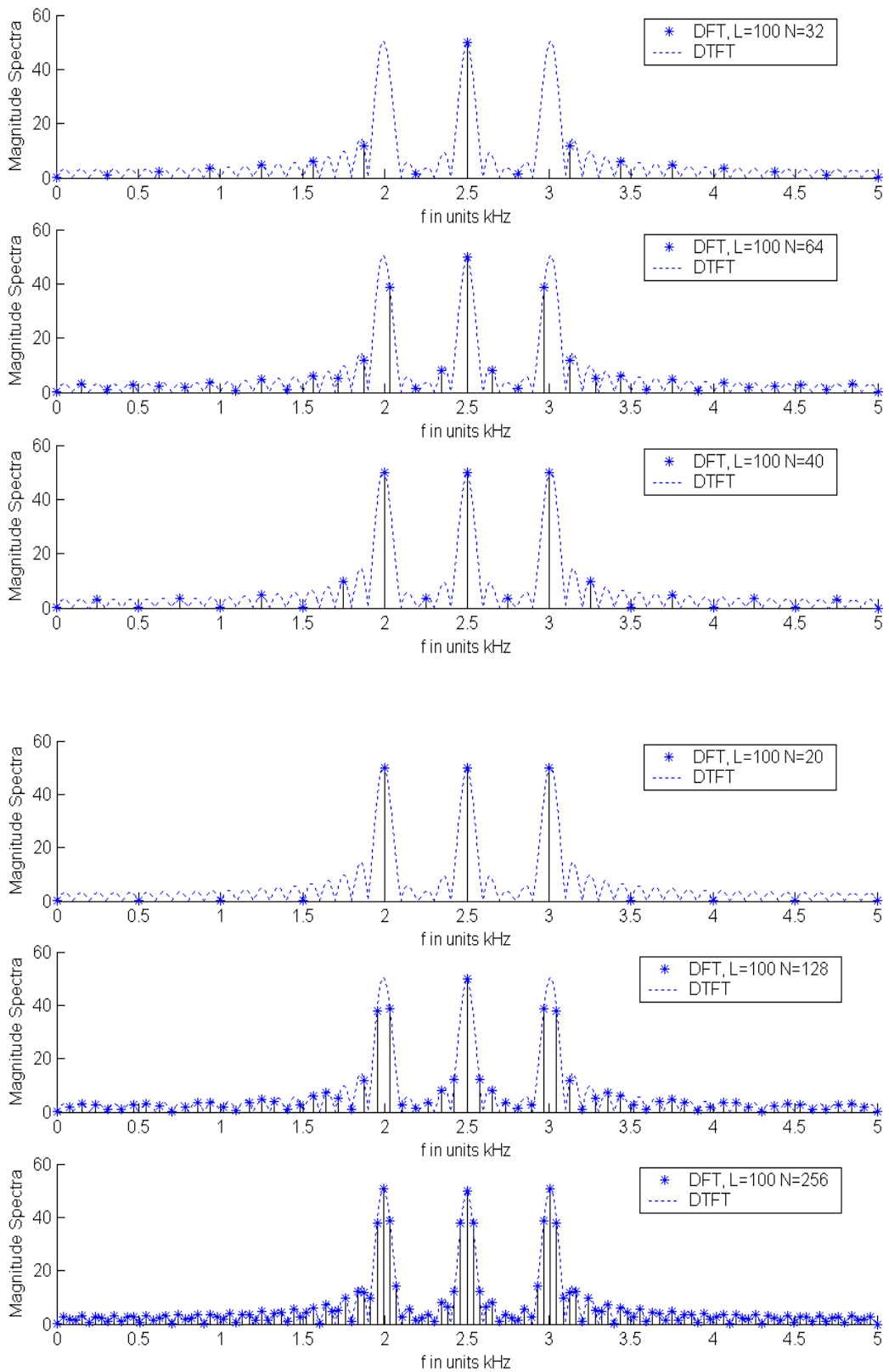
.....
.....
.....
.....
.....
.....
.....
.....
.....
.....





频谱泄露的危害：小幅度频率分量无法检测到





:

电子工程系

_____ :

1

-
-
-


2.1 N „à“ M^2 , \hat{A} , ' , ä

➤ CTF



1		0-10	
2		0-10	
3		0-10	
4	DFT FFT	0-15	
5		0-15	
6		0-15	
7		0-20	
8		0-5	
		0-100	

1.



2.

- 1) LP HP BP BS
- 2) 2.1
- 3) Hamming
- 4) Hamming FIR
- 5) Hamming FIR
- 6) Kaiser
- 7) Kaiser FIR
- 8)
- 9)
- 10) Hamming
- 11) Hamming FIR
- 12)

2.2 CDIO

1	1.1		3	
			3	FIR
	1.2	IDTFT	4	
		IDFT	4	
	1.3	Kaiser	3	Kaiser
2	2.1	2.1.1	3	
		2.1.3	3	
		2.1.5	3	Hamming FIR
	2.2	2.2.2	2	

		2.2.4	3	Hamming FIR
	2.3	2.3.1	2	
		2.3.3	3	Kaiser
		2.3.4	3	
	2.4	2.4.2	2	
		2.4.4	3	FIR
		2.4.6	2	
		2.4.7	2	
	2.5	2.5.1	3	
	3	3.1	3.1.1	2
3.1.2			2	
3.1.5			2	
3.2		3.2.3	3	
		3.2.4	3	PPT
		3.2.5	3	
		3.2.6	2	2-3 10-15
3.3		3.3.1	1	
4		4.3	4.3.1	2
	4.3.2		2	
	4.3.3		2	
	4.4	4.4.1	3	
		4.4.3	3	
	4.5	4.5.1	3	
4.5.3		3		
4.6	4.6.1	3		
	4.6.4	3	2-3 10-15	
(CDIO)				

				2-3
--	--	--	--	-----

3.

- 3-5

-

-

-

4.

-

5.

-

6.

-

-

-

-

7.

■

■

■

■

■

■

■

■

■

■

■

■

■

■

■

■

- Matlab

8.

-

-

-

-

9.

10.

10.1	10.1.1	10.1.2	10.1.3	10.1.4	10.1.5	10.1.6	10.1.7	10.1.8	10.1.9	10.1.10	10.1.11	10.1.12	10.1.13	10.1.14	10.1.15	10.1.16	10.1.17	10.1.18	10.1.19	10.1.20	10.1.21	10.1.22	10.1.23	10.1.24	10.1.25	10.1.26	10.1.27	10.1.28	10.1.29	10.1.30	10.1.31	10.1.32	10.1.33	10.1.34	10.1.35	10.1.36	10.1.37	10.1.38	10.1.39	10.1.40	10.1.41	10.1.42	10.1.43	10.1.44	10.1.45	10.1.46	10.1.47	10.1.48	10.1.49	10.1.50	10.1.51	10.1.52	10.1.53	10.1.54	10.1.55	10.1.56	10.1.57	10.1.58	10.1.59	10.1.60	10.1.61	10.1.62	10.1.63	10.1.64	10.1.65	10.1.66	10.1.67	10.1.68	10.1.69	10.1.70	10.1.71	10.1.72	10.1.73	10.1.74	10.1.75	10.1.76	10.1.77	10.1.78	10.1.79	10.1.80	10.1.81	10.1.82	10.1.83	10.1.84	10.1.85	10.1.86	10.1.87	10.1.88	10.1.89	10.1.90	10.1.91	10.1.92	10.1.93	10.1.94	10.1.95	10.1.96	10.1.97	10.1.98	10.1.99	10.1.100
------	--------	--------	--------	--------	--------	--------	--------	--------	--------	---------	---------	---------	---------	---------	---------	---------	---------	---------	---------	---------	---------	---------	---------	---------	---------	---------	---------	---------	---------	---------	---------	---------	---------	---------	---------	---------	---------	---------	---------	---------	---------	---------	---------	---------	---------	---------	---------	---------	---------	---------	---------	---------	---------	---------	---------	---------	---------	---------	---------	---------	---------	---------	---------	---------	---------	---------	---------	---------	---------	---------	---------	---------	---------	---------	---------	---------	---------	---------	---------	---------	---------	---------	---------	---------	---------	---------	---------	---------	---------	---------	---------	---------	---------	---------	---------	---------	---------	---------	---------	----------

:

电子工程系

_____ :

1

➤ FIR

➤

➤

2

FIR

2.1

FIR

➤

FIR

➤

➤

➤

Kaiser

Equation

2.2

FIR

➤

➤

➤

3

3.1

FIR

➤

LP HP BP BS

➤

2.1

➤

Hamming

➤

Hamming FIR

➤

Hamming FIR

➤

Kaiser

➤

Kaiser FIR

3.2

FIR

➤



Hamming



Hamming FIR



4



:

:

1		0-10	
2	FIR	0-10	
3	FIR	0-10	
4	FIR	0-15	
5	FIR	0-10	
6	FIR	0-20	
7	FIR	0-20	
8		0-5	
		0-100	

1.

..

IIR
IIR

DSP

IIR

..

IIR

.

IIR

..

IIR
DSP

IIR

IIR
IIR

IIR

..

1)

FIR

Kaiser

FIR

FIR

2)

FIR

Kaiser

FIR

3)

2-3

10-15

2-3

2.

- 1) XX XX IIR
- 2) XX
- 3) XX
- 4) XX
- 5) XX XX IIR
- 6) XX XX IIR
- 7)

2.2 CDIO

1	1.1		3	
			3	FIR
	1.2	IDTFT	4	
		IDFT	4	
	1.3	Kaiser	3	Kaiser
2	2.1	2.1.1	3	
		2.1.3	3	
		2.1.5	3	Hamming FIR
		2.2.2	2	
	2.2	2.2.4	3	Hamming FIR
		2.3.1	2	
	2.3	2.3.3	3	Kaiser

		2.3.4	3	
	2.4	2.4.2	2	
		2.4.4	3	FIR
		2.4.6	2	
		2.4.7	2	
	2.5	2.5.1	3	
3	3.1	3.1.1	2	3-5
		3.1.2	2	
		3.1.5	2	
	3.2	3.2.3	3	
		3.2.4	3	PPT
		3.2.5	3	
		3.2.6	2	2-3 10-15
	3.3	3.3.1	1	
4 (CDIO)	4.3	4.3.1	2	
		4.3.2	2	
		4.3.3	2	
	4.4	4.4.1	3	
		4.4.3	3	
	4.5	4.5.1	3	
		4.5.3	3	
	4.6	4.6.1	3	
		4.6.4	3	2-3 10-15 2-3

3.

■ 3-5

■

■

■

4.

■

5.

■

6.

■

■

■

■

■

7.

• •

• •

• •

• • •

• • •

■

• •

■

•

■

■

•

■

•

■

•

■

•

■

•

■

■ Matlab

8.

...



...

...



...



...



.

...

...

...

9.

10.

...

...

...

...

...

...

...

...

...

...

...

...

...

...

:

电子工程系

_____ :

1

➤ IIR

➤

➤

2 IIR

2.1

IIR

➤ IIR

➤

: s-plane z-plane

➤

➤

Equation

2.2 XX

➤ XX

➤ XX

➤ XX

➤

➤ XX XX IIR

3

➤ XX XX IIR

➤ 2.2 XX

➤ XX

➤ XX

➤ XX XX IIR

➤ XX XX IIR

➤



:

:

1		0-10	
2	IIR	0-10	
3	FIR	0-10	
4		0-15	
5		0-10	
6		0-40	
8		0-5	
		0-100	